




LIFT CAPACITIES – Dipper Length: 2.10m, Monoboam, Trackshoes: 700mm, Bucket: 0.55m<sup>3</sup>, Weight: 468kg.

JS130 L

Reach	3m (9ft 10in)		4.5m (14ft 9in)		6m (19ft 8in)		7.5m (24ft 7in)		Capacity at Max Reach		
											m (ft-in)
Load Point Ht.	kg	kg	kg	kg	kg	kg	kg	kg	kg	kg	
6.0m (19.8ft)			2090*	2090*							
4.5m (14.9ft)			2990*	2990*	2830*	2280					
3.0m (9.10ft)	5170*	5170*	3750*	3550*	3100	2210					
1.5m (4.11ft)	7390*	6120	4670*	3300	2990	2110			2420	1690	6.8 (22-4)
0m	7240*	5760	4530	3110	2890	2020					
- 1.5m (- 4.11ft)	8530*	5800	4440	3030	2850	1970					
- 3.0m (- 9.10ft)	7670*	5900	4480	3070							
- 4.5m (- 14.9ft)	5430*	5430*									

LIFT CAPACITIES – Dipper Length: 2.50m, Monoboam, Trackshoes: 700mm, Bucket: 0.47m<sup>3</sup>, Weight: 438kg.

JS130 L

Reach	3m (9ft 10in)		4.5m (14ft 9in)		6m (19ft 8in)		7.5m (24ft 7in)		Capacity at Max Reach		
											m (ft-in)
Load Point Ht.	kg	kg	kg	kg	kg	kg	kg	kg	kg	kg	
6.0m (19.8ft)			2290*	2290*							
4.5m (14.9ft)			2650*	2650*	2690*	2330					
3.0m (9.10ft)	4530*	4530*	3430*	3430*	3000*	2250					
1.5m (4.11ft)	7150*	6290	4420*	3350	3020	2130			2130*	1540	7.2 (23-7)
0m	7950*	5830	4560	3140	2910	2030					
- 1.5m (- 4.11ft)	8630*	5770	4450	3040	2850	1970					
- 3.0m (- 9.10ft)	8030*	5840	4460	3040	2860	1990					
- 4.5m (- 14.9ft)	6280*	5980	3960*	3180							

 Lift capacity front and rear.

 Lift capacity full circle.

Information provided is reproduced with kind permission of JC Bamford Ltd. The data shown is correct at the time of issue and JCB retains the right to alter any specification without notice. For CPCS testing activities only and not to be used for operational activities. CPCS and its associate businesses make no representation on behalf of JCB.